



PROPOSAL 'A'		2015	FORM B
Pilot ID #	Advanced Known		Flight #

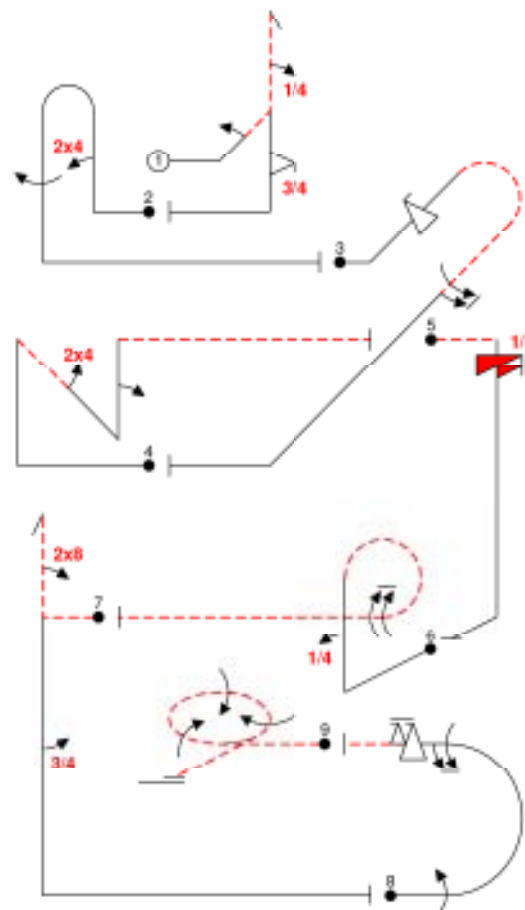



Fig 1	5.5.2.3	24	47
	5.1.2.2	6	
	5.1.1.3	6	
	5.9.5.3	13	
Fig 2	6.6.1.3	13	30
	5.6.1.2	5	
	5.1.5.4	8	
Fig 3	6.4.38.1	14	37
	5.9.2.4	13	
	5.1.4.6	10	
Fig 4	1.3.31.1	20	38
	5.6.4.2	5	
	5.1.1.2	8	
Fig 5	3.1.7.4	5	25
	5.12.1.5	6	
Fig 6	6.6.3.3	15	33
	5.1.1.3	6	
	5.1.3.8	12	
Fig 7	5.2.1.4	20	36
	5.8.1.3	7	
	5.1.5.3	6	
Fig 8	7.2.1.3	8	26
	5.1.3.4	8	
	5.1.1.1	10	
	5.9.4.6	14	
Fig 9	2.3.4.2	31	31
Total K = 299			

Created Using Excel 2010™ software. ACC2015@fai.com



Page 104

Unlimited Known

Flüchtlinge

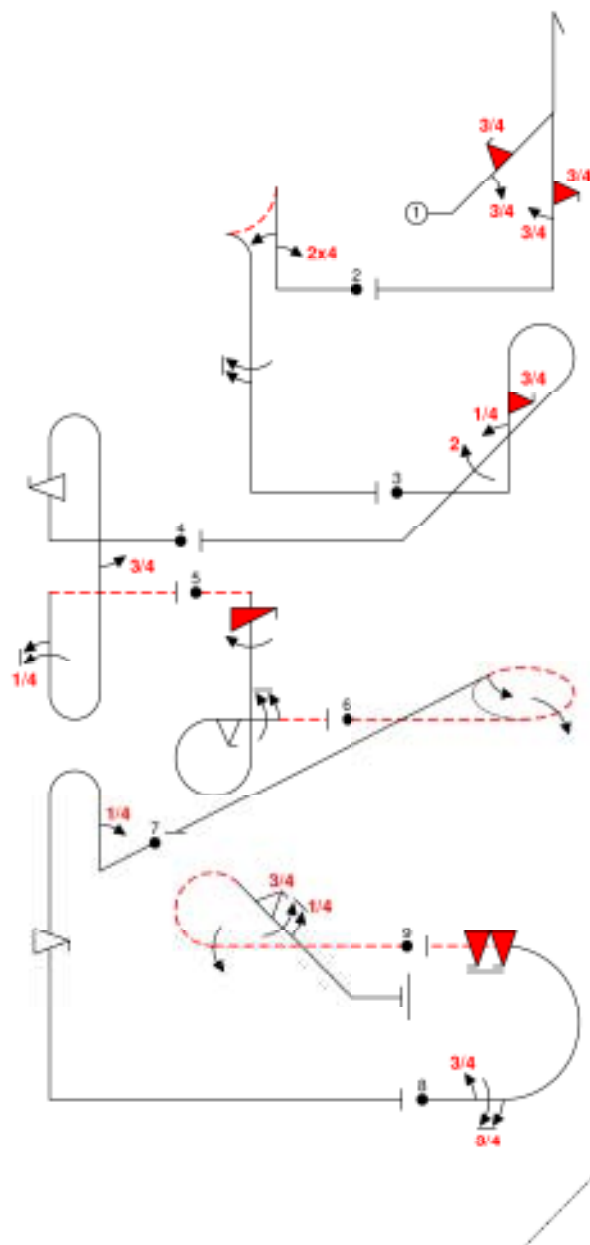



Fig 1	5.01.1	18	80
	5.11.3	15	
	5.12.2	13	
	5.13.5	8	
Fig 2	6.2.1	15	40
	6.4.2	8	
	6.1.5	10	
	6.1.6	9	
Fig 3	8.5.37.1	12	44
	8.1.1	6	
	9.11.1	17	
	9.2.4	9	
Fig 4	8.0.1	18	53
	9.5.1.4	15	
	9.1.5	8	
	8.1.1	14	
Fig 5	8.6.1.4	12	40
	9.12.1.4	7	
	8.1.5.4	8	
	8.1.3.6	10	
Fig 6	2.3.3.4	38	38
Fig 7	8.6.1.1	13	30
	8.1.1	8	
	8.0.0.1	12	
	8.1.3	11	
Fig 8	7.2.1	8	88
	8.1.3	8	
	8.1.1	21	
	9.13.8.8	19	
Fig 9	8.5.2	12	40
	8.1.3.4	8	
	8.0.0.4	11	
	8.1.4.5	9	
Total K = 401			

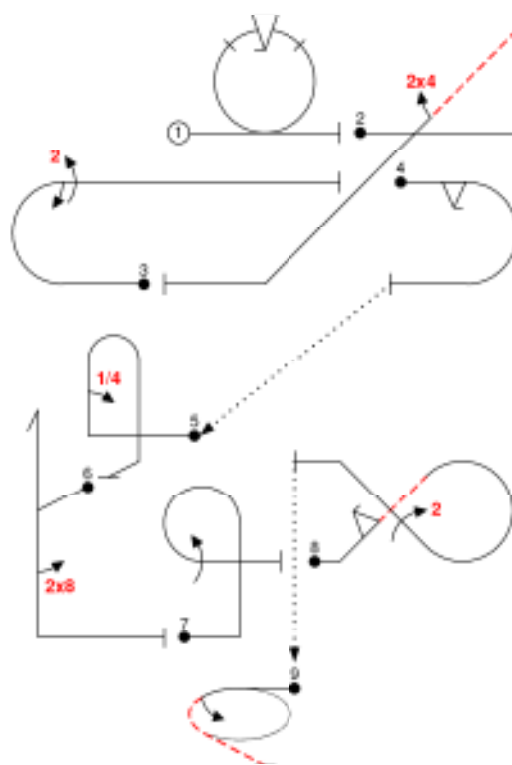
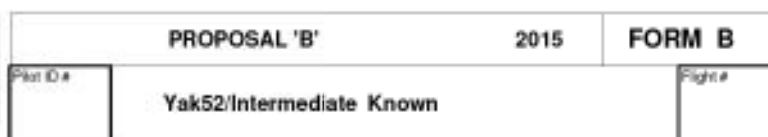


Fig 1	7.61.3 8.03.4	10 11	21
Fig 2	5.27.3 8.64.2	13 5	38
Fig 3	7.22.3 8.14.2 7.67.9	8 4 9	21
Fig 4	7.23.3 8.93.2	6 11	17
Fig 5	8.41.3 9.11.3	13 8	35
Fig 6	5.21.3 8.85.3	17 3	28
Fig 7	8.01.3 8.14.4	11 8	19
Fig 8	7.32.3 9.22.2 8.22.4	14 13 11	38
Fig 9	2.12.3	14	34
Total K = 185			

Downloaded At: 11:53 11 September 2009



Annex 2 to GASC Report 2014



		FORM B
Pilot ID #	GASC Proposal Unlimited Glider Known 2015	
	Flight #	

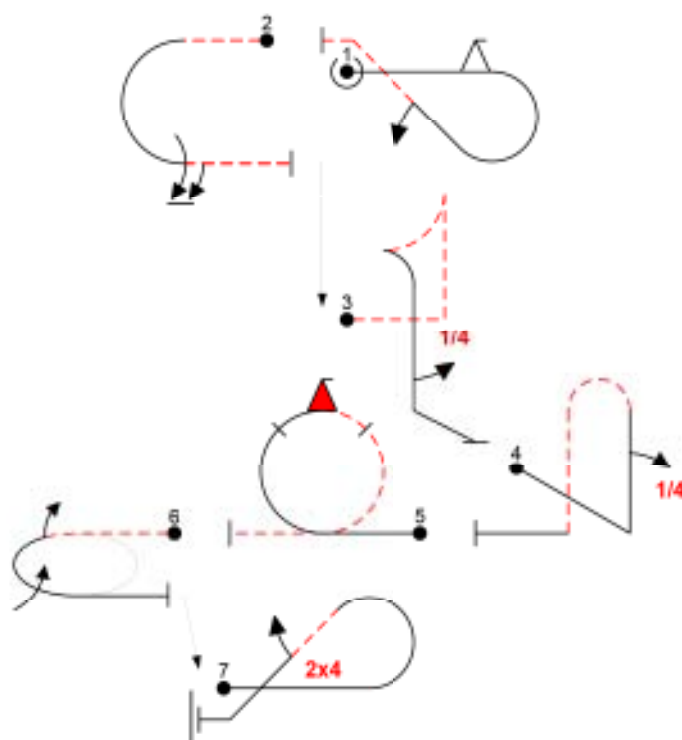


Fig 1	8.5.8.3 9.9.3.2 9.1.2.2	11 12 9	32
Fig 2	7.2.2.4 9.1.3.8	7 15	22
Fig 3	6.2.2.4 9.1.5.1	22 3	25
Fig 4	8.4.3.1 9.1.1.1	15 9	24
Fig 5	7.4.2.1 8.10.8.2	12 18	30
Fig 6	2.2.7.4	39	39
Fig 7	8.5.6.1 9.4.4.2	10 8	18
Total K = 190			

Pilot
ACC



Pilot ID #	GASC Proposal Advanced Glider Known 2015	FORM B Flight #
------------	---	---------------------------

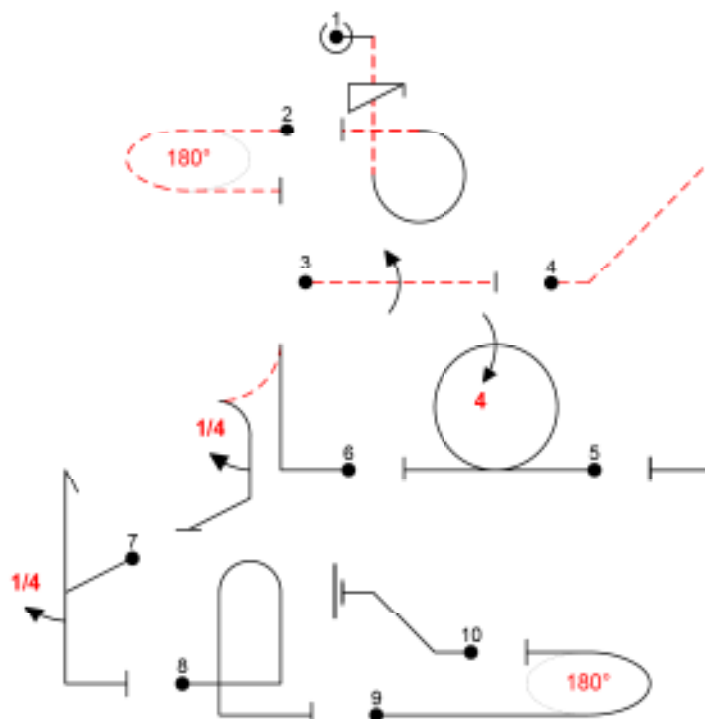
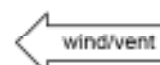


Fig 1	8.6.3.3 9.11.1.4	13 0	10
Fig 2	2.2.1.2	5	5
Fig 3	1.1.1.2 9.1.3.4	3 12	15
Fig 4	1.2.2.2	13	13
Fig 5	7.4.1.1 9.4.3.4	10 17	27
Fig 6	6.2.2.1 9.1.5.1	17 3	20
Fig 7	5.2.1.1 9.1.8.1	17 3	20
Fig 8	8.4.1.1	13	13
Fig 9	2.2.1.1	4	4
Fig 10	1.1.2.1	7	7
Total K = 142			

