

## Analysis of Judges Combined Anomalies

Sequences: Seq09 Известная программа, Seq10 Неизвестная программа 1 (YAK)

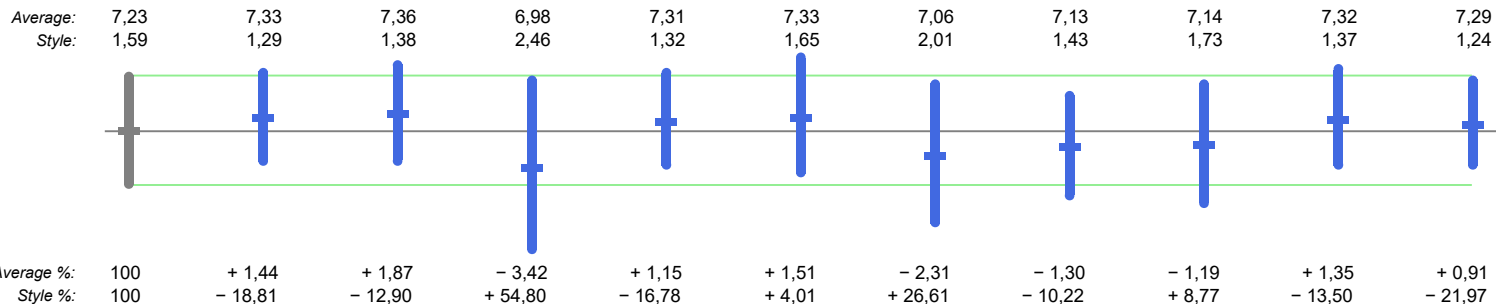


Чемпионат России  
Дракино, Серпухов  
24-30 сентября 2018

	All Judges		Безденежных Михаил		Котельников Владимир		Шполянский Олег		Мамистов Михаил		Молчанюк Михаил		Белов Анатолий		Зеленина Людмила		Маркова Ирина		Кротов Александр		Леонова Лидия	
	No	%	RI 2,12 [2]		RI 3,84 [2]		RI 4,84 [2]		RI 5,44 [2]		RI 5,69 [2]		RI 5,78		RI 6,30 [2]		RI 6,62 [2]		RI 7,00 [2]		RI 7,34 [2]	
<b>Use of Marks:</b>																						
HZ - Hard Zeros	57	2,0	7	2,3	7	2,3	6	2,0	5	1,6	6	2,0	6	3,5	7	2,3	5	1,6	5	1,6	3	1,0
PZ - Perception Zeros	40	1,4	2	0,7	2	0,7	4	1,3	7	2,3	3	1,0	9	5,2	2	0,7	4	1,3	2	0,7	5	1,6
Marks from 0,0 to 6,5	614	21,0	47	15,4	53	17,4	102	33,4	51	16,7	63	20,7	56	32,4	59	19,3	75	24,6	51	16,7	57	18,7
Marks from 7,0 to 10,0	2205	75,6	249	81,6	243	79,7	193	63,3	242	79,3	233	76,4	102	59,0	237	77,7	220	72,1	246	80,7	240	78,7
AV - averages	2	0,1	0	0,0	0	0,0	0	0,0	0	0,0	0	0,0	0	0,0	0	0,0	1	0,3	1	0,3	0	0,0
Total marks Pilots/Judge	2918		305	24	305	24	305	24	305	24	305	24	173	12	305	24	305	24	305	24	305	24

### Style Comparison:

Average and Style  
of Judges Raw Marks  
compared to normalised  
all-Judges average  
Style  $\heartsuit 2 \times$  Raw SD



### Figure anomalies

HZ to fitted value	9	0,3	1	1	1	1	2	1	1	-	1	-
Mark to confirmed HZ	10	0,3	-	-	1	2	2	-	-	1	2	2
PZ to confirmed HZ	1	0,0	-	-	-	-	-	-	-	-	-	1
PZ to fitted value	13	0,4	-	-	3	4	-	2	-	2	1	1
AV to confirmed HZ	0	0,0	-	-	-	-	-	-	-	-	-	-
AV to fitted value	2	0,1	-	-	-	-	-	-	-	1	1	-
Lo to fitted value	17	0,6	1	-	1	3	3	1	-	2	2	4
Hi to fitted value	12	0,4	-	-	2	2	-	-	-	3	3	2
The 60% Rule	0	0,0	-	-	-	-	-	-	-	-	-	-
Total figure anomalies	64		2	1	8	12	7	4	1	9	10	10

... continued from previous page

**Sequences:** Seq09 Известная программа, Seq10 Неизвестная программа 1 (YAK)



Безденежных Михаил	Котельников Владимир	Шполянский Олег	Мамистов Михаил	Молчанюк Михаил	Белов Анатолий	Зеленина Людмила	Маркова Ирина	Кротов Александр	Леонова Лидия
-----------------------	-------------------------	--------------------	--------------------	--------------------	-------------------	---------------------	------------------	---------------------	------------------

**Sequence anomalies**

Team	Pilots assessed in FPS pass-2																					
M_O	Московская обл.	10	4 Lo 2 Hi	-	-	-	-	1 Lo	-	-	-	-	1 Lo	-	-	-	-	1 Lo	1 Hi	1 Lo	1 Hi	
СПБ	Санкт-Петербург	6	3 Lo 1 Hi	-	-	1 Lo	-	-	-	1 Hi	-	-	-	-	-	-	1 Lo	-	-	-	1 Lo	-
ТУЛ	Тульская обл.	8	3 Lo 2 Hi	-	-	1 Lo	-	-	-	-	-	-	1 Lo	2 Hi	-	-	1 Lo	-	-	-	-	-
<b>Total sequence anomalies</b>			<b>10 Lo 5 Hi</b>	<b>-</b>	<b>-</b>	<b>2 Lo</b>	<b>-</b>	<b>1 Lo</b>	<b>-</b>	<b>-</b>	<b>1 Hi</b>	<b>-</b>	<b>2 Lo</b>	<b>2 Hi</b>	<b>-</b>	<b>-</b>	<b>2 Lo</b>	<b>-</b>	<b>1 Lo</b>	<b>1 Hi</b>	<b>2 Lo</b>	<b>1 Hi</b>

**Review of Perception Zeros**

PZ's accepted = 26	2	2	1	3	3	7	2	2	1	3
PZ's rejected = 14	-	-	3	4	-	2	-	2	1	2
Totals per Judge	2	2	4	7	3	9	2	4	2	5

... continued from previous page



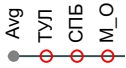
Sequences: Seq09 Известная программа, Seq10 Неизвестная программа 1 (YAK)

### Cumulative RI contributions per Team

#### Безденежных Михаил

Judge: max country bias = 0,09 min = -0,19 o/all avg = -0,02  
Panel: = 1,51 min = -2,11

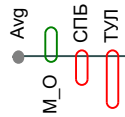
Most Least  
favoured favoured



#### Котельников Владимир

Judge: max country bias = 0,64 min = -1,08 o/all avg = -0,09  
Panel: = 1,51 min = -2,11

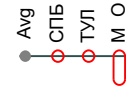
Most Least  
favoured favoured



#### Шполянский Олег

Judge: max country bias = 0,27 min = -0,71 o/all avg = -0,04  
Panel: = 1,51 min = -2,11

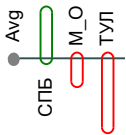
Most Least  
favoured favoured



#### Мамистов Михаил

Judge: max country bias = 1,15 min = -1,63 o/all avg = -0,10  
Panel: = 1,51 min = -2,11

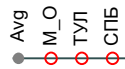
Most Least  
favoured favoured



#### Молчанюк Михаил

Judge: max country bias = 0,38 min = -0,36 o/all avg = -0,03  
Panel: = 1,51 min = -2,11

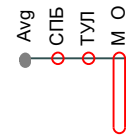
Most Least  
favoured favoured



#### Белов Анатолий

Judge: max country bias = 0,20 min = -1,52 o/all avg = -0,16  
Panel: = 1,51 min = -2,11

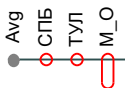
Most Least  
favoured favoured



#### Зеленина Людмила

Judge: max country bias = 0,00 min = -0,55 o/all avg = -0,08  
Panel: = 1,51 min = -2,11

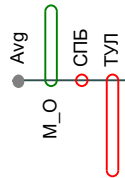
Most Least  
favoured favoured



#### Маркова Ирина

Judge: max country bias = 1,51 min = -2,11 o/all avg = -0,07  
Panel: = 1,51 min = -2,11

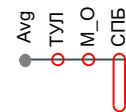
Most Least  
favoured favoured



#### Кротов Александр

Judge: max country bias = 0,11 min = -1,05 o/all avg = -0,09  
Panel: = 1,51 min = -2,11

Most Least  
favoured favoured



... continued from previous page

**Sequences:** Seq09 Известная программа, Seq10 Неизвестная программа 1 (YAK)

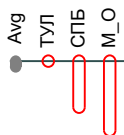
### Cumulative RI contributions per Team

#### Леонова Лидия

Judge: max country bias = 0,09 min = -1,52 o/all avg = -0,22

Panel: = 1,51 min = -2,11

Most Least  
favoured favoured



Calculations by: FairPlay v2 (non-scoring CJ + CHZ Summary)  
Aerobatic Contest Results Organiser, ACRO Version 4.3 Build: 13.09.18  
This report created at 10:45 on вторник 2 октября 2018

