

## Analysis of Judges Combined Anomalies

Sequences: Seq01 Известная программа, Seq02 Произвольная программа (UNP)

### Чемпионат России

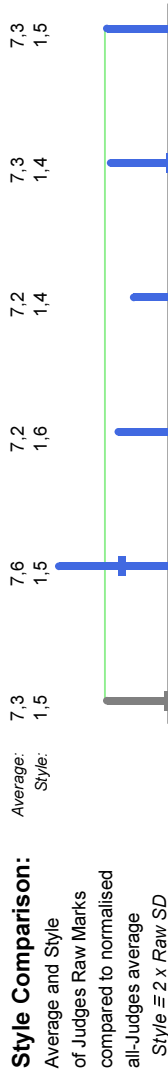
Дракино, Серпухов  
14-20 сентября 2015

All Judges No	%	Леонова	Мамистов	Безденежных	Котельников	Дядькин	
		Лидия	Михаил	Михаил	Владимир	Сергей	
0	0,0	0,0	0	0,0	0	0,0	
2	0,3	0,0	2	1,7	0	0,0	
99	16,5	17	14,2	26	21,7	20	16,7
379	63,2	103	85,8	92	76,7	100	83,3
0	0,0	0,0	0	0,0	0	0,0	
600		120	12	120	12	120	12

Use of Marks:		RI	RI	RI	RI	RI		
HZ - Hard Zeros	0	0,0	0	0,0	0	0,0		
PZ - Perception Zeros	2	0,3	0,0	2	1,7	0	0,0	
Marks from 0,0 to 6,5	99	16,5	17	14,2	26	21,7		
Marks from 7,0 to 10,0	379	63,2	103	85,8	92	76,7		
AV - averages	0	0,0	0,0	0	0,0	0	0,0	
Total marks	600		120	12	120	12	120	12

Note that this Cvt's Analysis sheet provides cumulative marks data from only the second FPS pass from which the lower scoring Pilots are excluded, whereas the individual Judges Analysis sheets comprise data from all Pilots and may therefore provide slightly higher totals.

### Style Comparison:



Vertical axis scale:  
1 mark = 34mm

Raw Marks Factors:	Average %:	Style %:
	100	100
	+ 3,8	+ 1,2
	- 1,5	+ 8,5
	- 1,9	- 7,0
	- 0,2	- 4,8
	- 0,1	+ 2,1

### Figure anomalies

HZ to fitted value	0	0,0	-	-	-	-
Mark to confirmed HZ	0	0,0	-	-	-	-
PZ to confirmed HZ	0	0,0	-	-	-	-
PZ to fitted value	1	0,2	-	1	-	-
AV to confirmed HZ	0	0,0	-	-	-	-
AV to fitted value	0	0,0	-	-	-	-
Lo to fitted value	4	0,7	-	1	-	1
Hi to fitted value	4	0,7	-	-	-	3
The 60% Rule	0	0,0	-	-	-	-
Total figure anomalies	9		0	2	0	5

..... continued from previous page

**Sequences:** Seq01 Известная программа, Seq02 Произвольная программа (UNP)

Леонова Лидия	Мамистов Михаил	Безденежных Михаил	Котельников Владимир	Дядькин Сергей
------------------	--------------------	-----------------------	-------------------------	-------------------

**Sequence anomalies**

Team Pilots assessed  
in FPS pass-2

MOC Москва	2	1 Lo	0 Hi	-	-	-	-	-	1 Lo	-
Totals		1 Lo	0 Hi	-	-	-	-	-	1 Lo	-

**Review of Perception Zeros**

PZ's accepted = 1	-	1	-	-	-	-
PZ's rejected = 1	-	1	-	-	-	-
Totals per Judge	0	2	0	0	0	0

..... continued from previous page

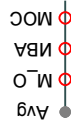
Sequences: Seq01 Известная программа, Seq02 Произвольная программа (UNP)

### Cumulative RI contributions per Team

#### Леонова Лидия

Judge: max country bias = 0,03 min = -0,30 o/all avg = -0,04  
Panel: = 1,68 min = -2,47

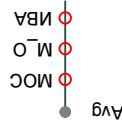
Most favoured Least favoured



#### Мамистов Михаил

Judge: max country bias = 0,31 min = -0,32 o/all avg = 0,02  
Panel: = 1,68 min = -2,47

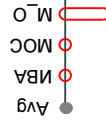
Most favoured Least favoured



#### Безденежных Михаил

Judge: max country bias = 0,49 min = -1,01 o/all avg = -0,09  
Panel: = 1,68 min = -2,47

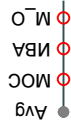
Most favoured Least favoured



#### Котельников Владимир

Judge: max country bias = 0,15 min = -0,16 o/all avg = 0,00  
Panel: = 1,68 min = -2,47

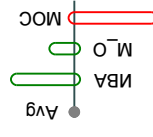
Most favoured Least favoured



#### Дадькин Сергей

Judge: max country bias = 1,68 min = -2,47 o/all avg = -0,02  
Panel: = 1,68 min = -2,47

Most favoured Least favoured



Calculations by: FairPlay (scoring CJ + CHZ Summary)  
Aerobic Contest Results Organiser, ACRO Version 4.0 • Build 19-09-15  
This report created at 12:27 on воскресенье 20 сентября 2015